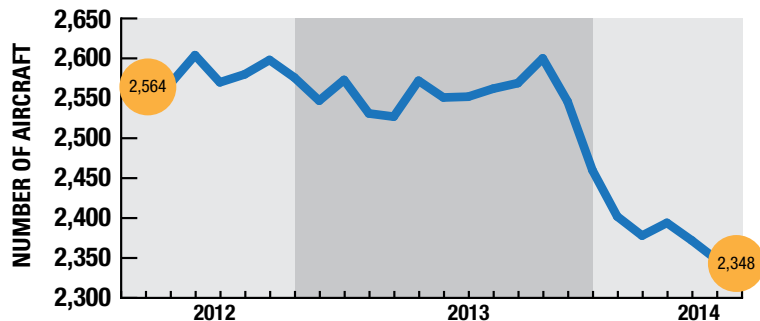
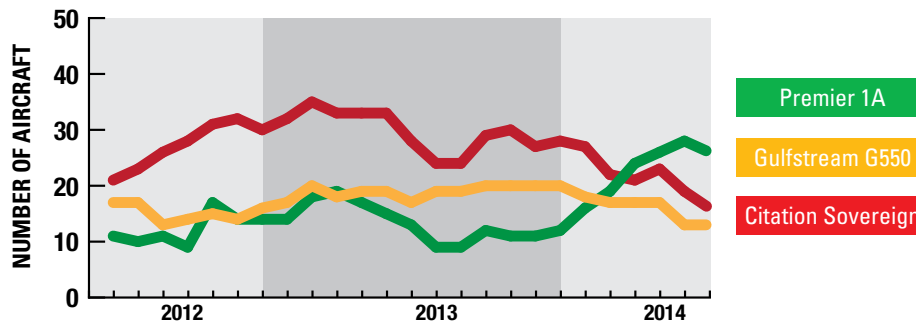












BUSINESS AIRCRAFT INVENTORY — THE TWO-YEAR TREND



TWO-YEAR INVENTORY TRENDS OF THREE BUSINESS AIRCRAFT



SOME POPULAR PREOWNED MODELS

	 EMBRAER PHENOM 300	 BEECHCRAFT PREMIER 1A	 LEARJET 60XR	 CESSNA CITATION SOVEREIGN	 HAWKER 900XP	 GULFSTREAM G200	 BOMBARDIER CHALLENGER 605	 DASSAULT FALCON 2000EX EASY	 BOMBARDIER GLOBAL EXPRESS XRS	 GULFSTREAM G550
No. in Operation	197	157	114	349	183	246	243	107	159	445
Percentage for Sale	7.1%	8.2%	14.0%	5.4%	6.5%	11.7%	7.8%	7.4%	14.4%	6.2%
Avg. Price 2012 (millions)	N/A	\$3.121	\$7.514	\$10.929	\$8.592	\$8.283	\$20.850	\$18.498	\$40.863	\$34.986
Avg. Price 2014 (millions)	\$8.495	\$3.978	\$6.093	\$8.528	\$7.819	\$9.543	\$16.223	\$16.648	\$32.042	\$38.420
Avg. Days on Market 2012	200	349	308	353	202	266	248	494	152	193
Avg. Days on Market 2014	333	273	411	451	262	340	205	227	390	117